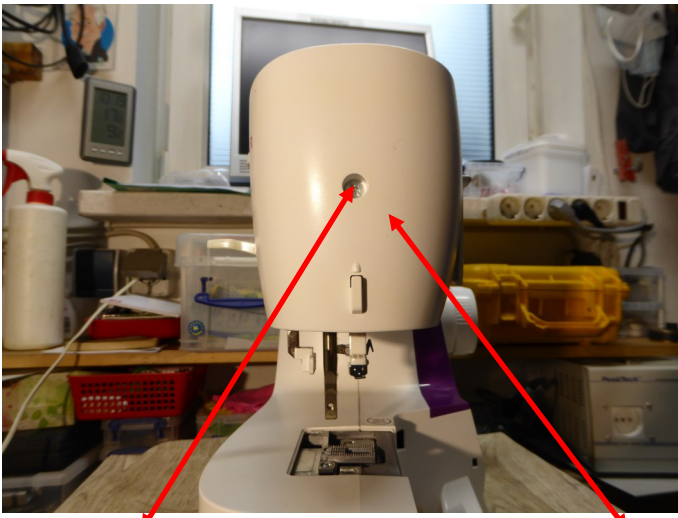



Nähmaschinegehäuse öffnen Singer Model M3505




Nadel, Nähfuß, Stichplatte, Spulenkapsel, Spule, Greifer entfernen.




Schraube entfernen




Abdeckung abnehmen




Schrauben entfernen



Verkleidungen abnehmen



Rückwand abnehmen, nur noch Klickverschlüsse.



Nähmaschine in umgekehrter Reihenfolge wieder zusammenbauen.